

BRIO

P&S Duomo design



Struttura: Testata in legno multistrato o in acciaio e schienale in legno multistrato, disponibili in varie altezze e lunghezze, al mq e a muro. Base in acciaio con piano a doghe di faggio con regolatori di rigidità. Fasce perimetrali della base in legno multistrato di diverse altezze: h.7 cm – h.15 cm – h.29 cm, fascia chiusa o apribile sx-dx (sollevamento con pistone) e Gala che possono nascondere un 2° letto estraibile o dei cassettoni su ruote. Imbottitura in poliuretano espanso a densità differenziata senza C.F.C. e ovatta sintetica con vellutino termolegato. Base Contenitore con rete in alluminio Alu-Beds® smontabile, altezza utile interna 17 cm.

Piedini: acciaio e/o ruote. Le ruote sono optional.

Rivestimento: tessuto, eco-synthetic e pelle completamente sfoderabile.

Cucitura: Fondo teso velcrato o Gala.

Frame: Multi-plywood or steel headboard and multi-plywood backrest, available in various heights and lengths, by square metre and wall-mounted. Steel base with firmness-adjustable beech slats. Bed surround panels in multi-plywood and in various heights: 7 cm - 15 cm - 29 cm. Closed or L-R openable surround (gas piston lifting mechanism) and skirt which can conceal a 2nd pull-out bed or storage drawers on wheels. Padding in CFC-free differentiated density polyurethane foam and synthetic cotton wool with thermobonded velveteen. Storage base with detachable Alu-Beds® aluminium bed frame. Available height inside: 17 cm.

Feet: steel and/or wheels. The wheels are optional.

Covering: fabric, eco-synthetic fabric and leather, fully removable.

Seams: Taut cover, with velcro or skirt.

BRIO FASCIA APRIBILE O FASCE CHIUSE H. 29 CM BRIO SURROUND, OPENABLE OR CLOSED HEIGHT 29 CM.

MATERASSI / MATTRESSES:

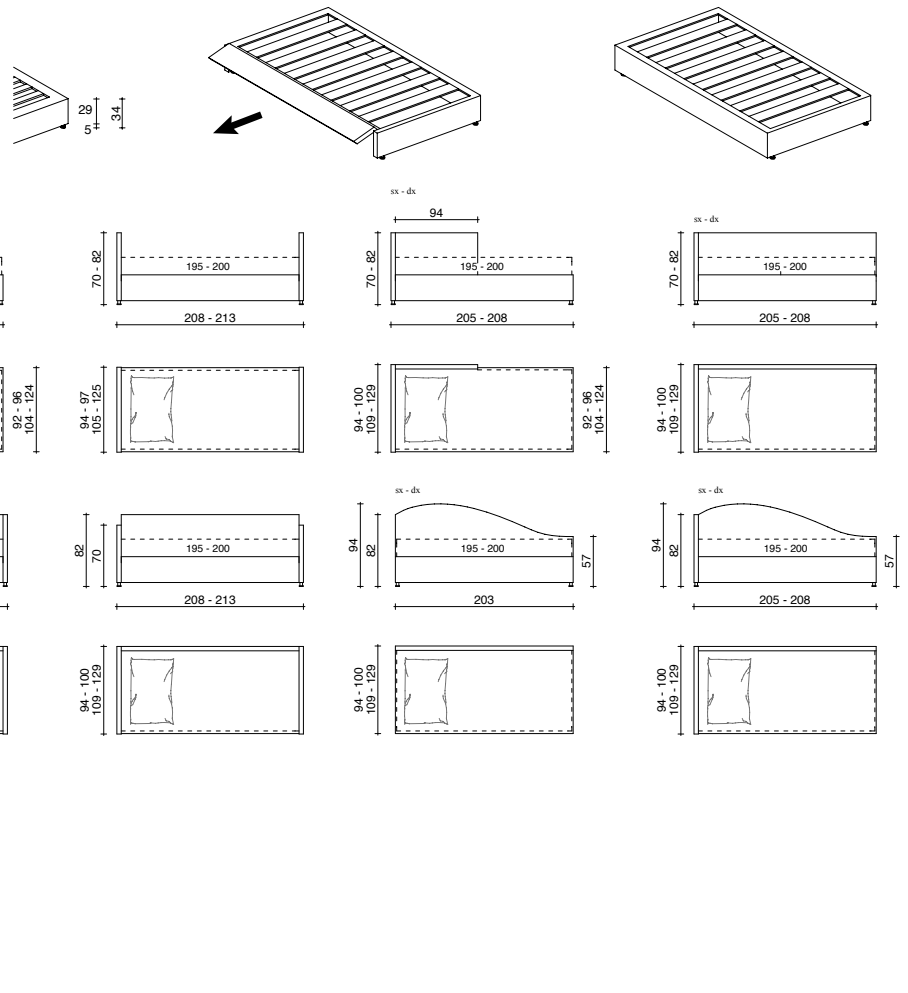
L. 85 - 90 - 100 - 120 P. 195 - 200

I grafici sono SX - The graphs are L-side



FASCIA APRIBILE
OPENABLE SURROUND

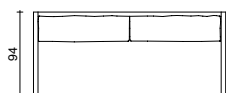
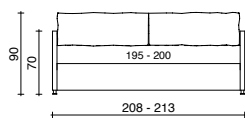
FASCE CHIUSE
CLOSED SURROUND



BRIO DIVANO COMPLETO
BRIO COMPLETE SOFA

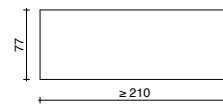
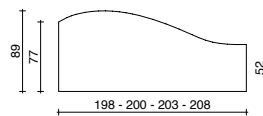

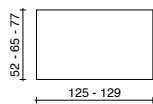
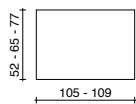
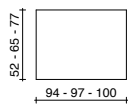
MATERASSO / MATTRESS:

L. 85 P. 195 - 200



TESTATE E/O SCHIENALI DA COLLEGARE AI LETTI O A MURO

HEADBOARDS AND/OR BACKRESTS TO BE ATTACHED TO THE BEDS OR WALL



BRIO BASE CONTENITORE
BRIO WITH STORAGE BASE

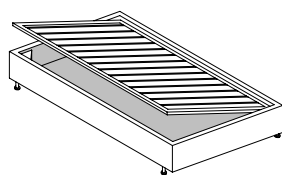
MATERASSI / MATTRESSES:

L. 85 - 90 - 100 - 120 P. 195 - 200

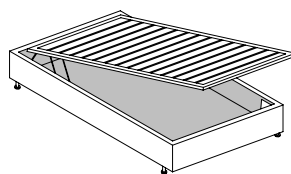
I grafici sono SX - The graphs are L-side



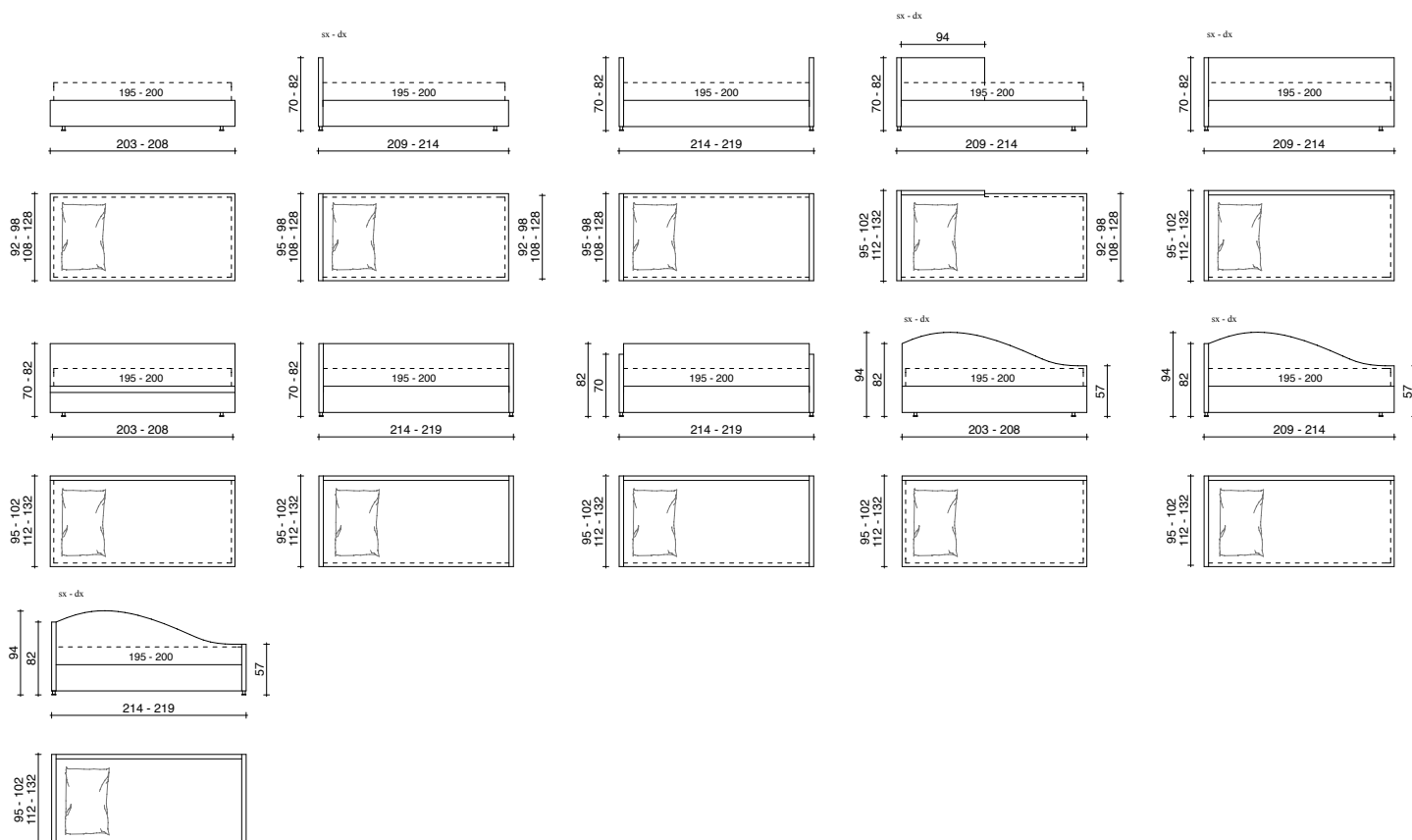
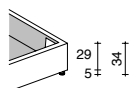
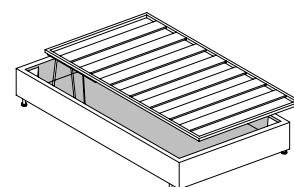
APERTURA LATERALE SX-DX
L-R SIDE OPENING



APERTURA FRONTALE A 1 POSIZIONE
FRONT OPENING, 1 POSITION



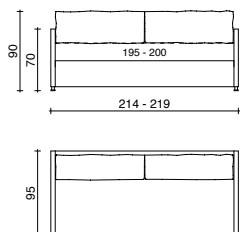
APERTURA FRONTALE A 2 POSIZIONI
FRONT OPENING, 2 POSITIONS




BRIO DIVANO COMPLETO BASE CONTENITORE
BRIO COMPLETE SOFA WITH STORAGE BASE

MATERASSO / MATTRESS:

L. 85 P. 195 - 200



TESTATE E/O SCHIENALI DA COLLEGARE AL LETTO O A MURO BASE CONTENITORE
HEADBOARDS AND/OR BACKRESTS TO BE ATTACHED TO THE BED OR WALL, WITH STORAGE BASE

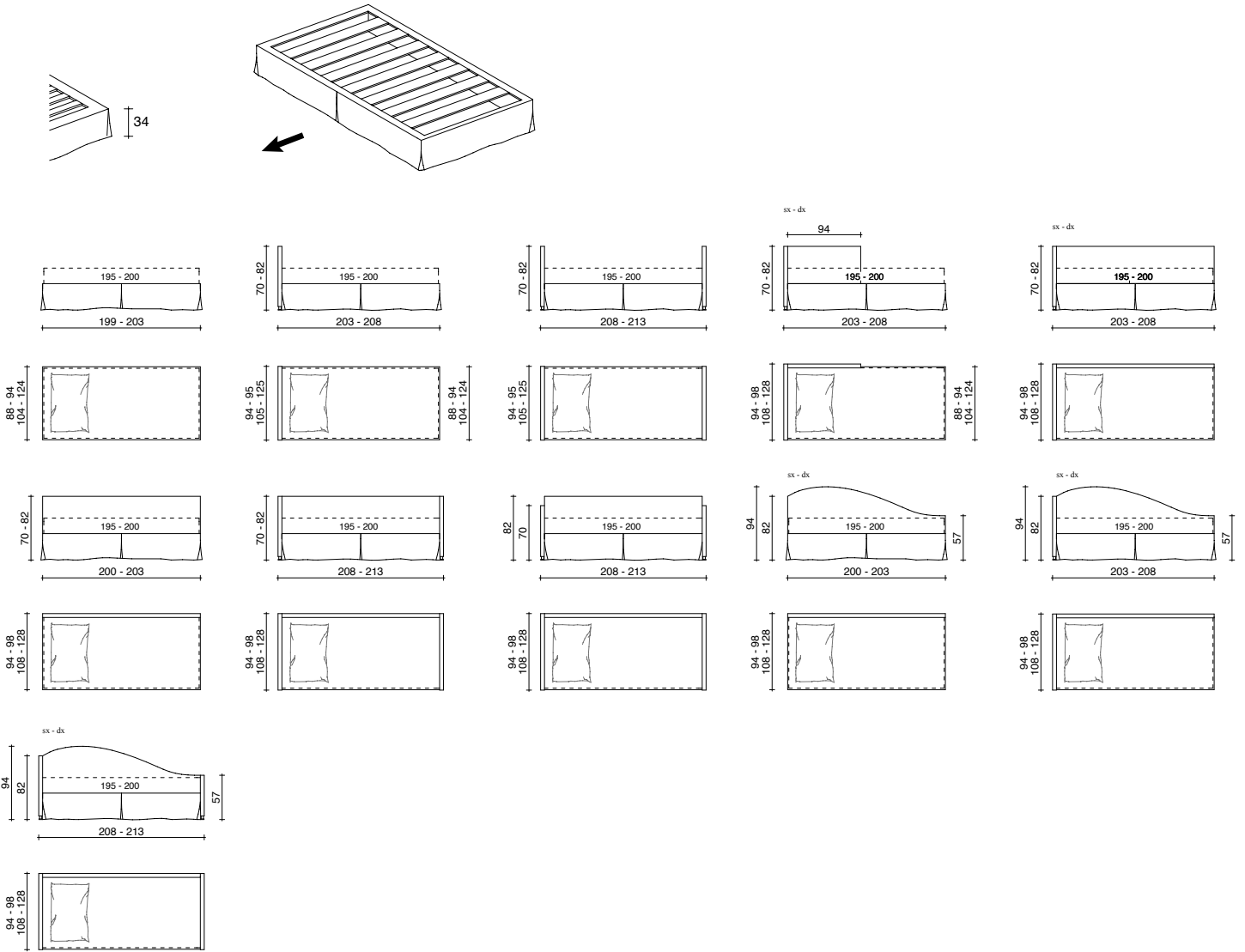


BRIO CON GALA PER INSERIMENTO 2° LETTO ESTRAIBILE O CASSETTONI
BRIO WITH SKIRT FOR FITTING A 2ND PULL-OUT BED OR STORAGE DRAWERS


MATERASSI / MATTRESSES:

L. 85 - 90 - 100 - 120 P. 195 - 200

I grafici sono SX - The graphs are L-side



TESTATE E/O SCHIENALI DA COLLEGARE AI LETTI O A MURO
HEADBOARDS AND/OR BACKRESTS TO BE ATTACHED TO THE BEDS OR WALL



BRIO FASCE IMBOTTITE H. 7 CM
BRIO PADDED SURROUND HEIGHT 7 CM.

MATERASSI / MATTRESSES:

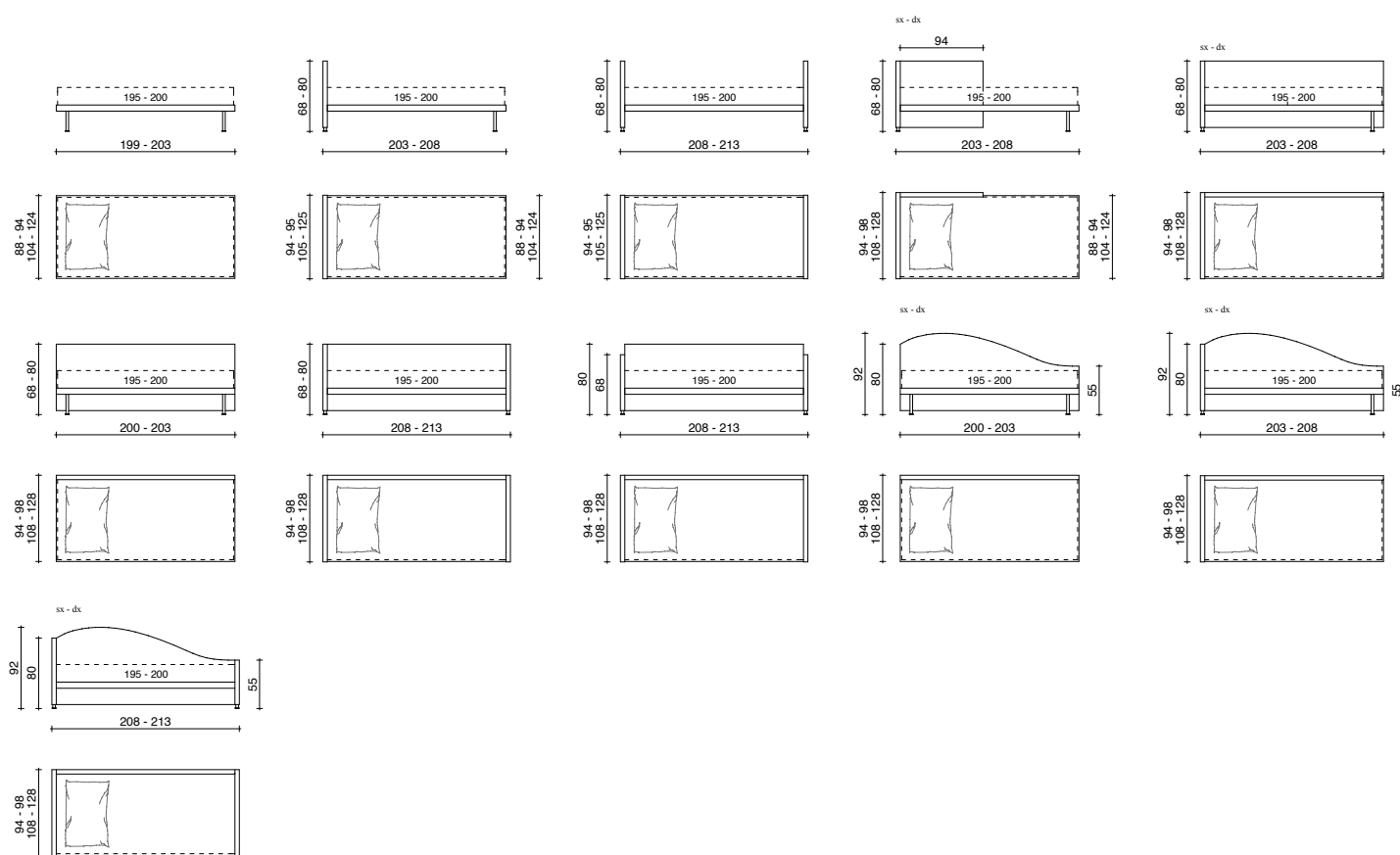
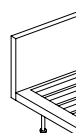
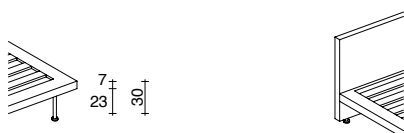
L. 85 - 90 - 100 - 120 P. 195 - 200

I grafici sono SX - The graphs are L-side




TESTATA E/O SCHIENALE "A TERRA"
"FLOOR-STANDING" HEADBOARD AND/OR BACKREST

TESTATA E/O SCHIENALE FILO FASCE
HEADBOARD AND/OR BACKREST AT BED SURROUND LEVEL



TESTATE E/O SCHIENALI DA COLLEGARE AI LETTI O A MURO
HEADBOARDS AND/OR BACKRESTS TO BE ATTACHED TO THE BEDS OR WALL



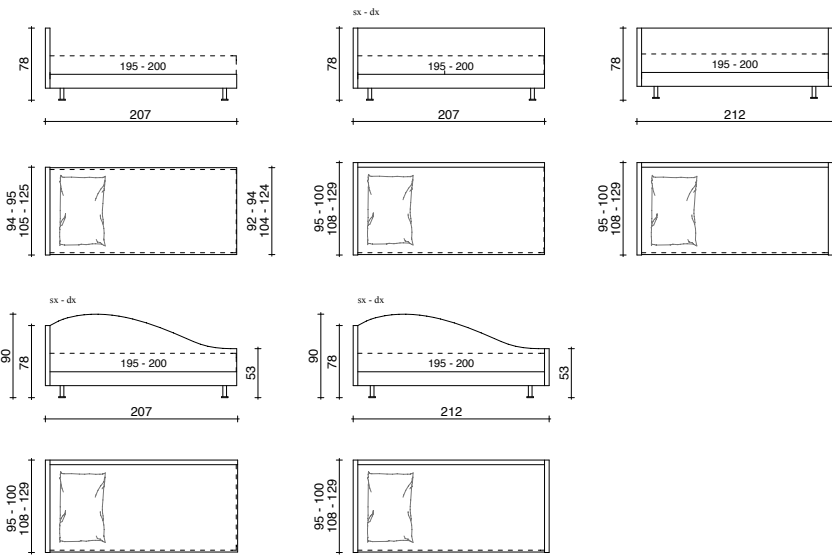
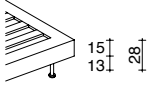
BRIO FASCE IMBOTTITE H. 15 CM
BRIO PADDED SURROUND HEIGHT 15 CM.



MATERASSI / MATTRESSES:

L. 85 - 90 - 100 - 120 P. 195 - 200

I grafici sono SX - The graphs are L-side



TESTATE E/O SCHIENALI DA COLLEGARE AI LETTI O A MURO
HEADBOARDS AND/OR BACKRESTS TO BE ATTACHED TO THE BEDS OR WALL

