

LERA SHOW LERA SHOW ALTO

R&S DUOMO DESIGN



Struttura: Base in alluminio smontabile in due altezze: h. 27 cm e h. 40 cm. Piano letto a doghe di faggio con regolatori di rigidità o pianale ortopedico in multistrato di betulla verniciato nei colori della struttura della base. Testiera in legno multistrato con imbottitura in poliuretano a densità differenziata e ovatta sintetica con vellutino termolegato.

Rivestimento: Tessuto, eco-synthetic e pelle, sfoderabile.

Cucitura: a vista o con profilo.

Finiture epossidiche base: Bianco, Sablé, Moka, Ardesia, Panna, Bronzo, Bronzo Anodic, Bronzo Safari, Oro Sabbia, Oro Ambra, Champagne, Grafite, Argento, Manganese.

Frame: Dual height h. 27 cm e h. 40 cm , fully detachable aluminium base, with firmness-adjustable beech slats or with orthopaedic base painted to match the colours the structure of the base. Plywood headboard with padding in differentiated density polyurethane and synthetic cotton wool with thermobonded velveteen.

Covering: Fabric, eco-synthetic fabric and leather, removable.

Seams: Headboard with raised trims or with piping.

Base epoxy finish: White, Sablé, Moka, Ardesia, Panna, Bronze, Anodic Bronze, Safari Bronze, Oro Sabbia, Amber Gold, Champagne, Graphite, Silver, Manganese.

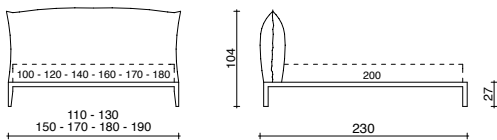


MATERASSI / MATTRESSES:

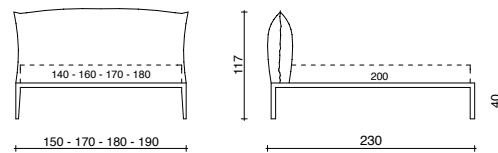
L. 100 - 120 - 140 - 160 - 170 - 180 P. 200 (Lera Show)

L. 140 - 160 - 170 - 180 P. 200 (Lera Show Alto)


LERA SHOW




LERA SHOW ALTO



FINITURA BASE COLLEZIONE LERA - LERA COLLECTION BASE FINISH




BIANCO RAL 9003
WHITE RAL 9003



PANNA RAL 1013
PANNA RAL 1013



SABLÉ




ORO SABBIA




ORO AMBRA
AMBER GOLD




CHAMPAGNE




BRONZO SAFARI
SAFARI BRONZE



BRONZO ANODIC
ANODIC BRONZE



BRONZO
BRONZE




MOKA




ARGENTO
SILVER



ARDESIA



MANGANESE



GRAFITE
GRAPHITE